

**NAUTILUS HD**  
Industrial  
Scrubber  
Sweeper

**PowerBoss®**  
The Power of Clean



- ➔ **Industrial Scrubber 45-60" Cleaning Path**
- ➔ **Cast Iron Kubota LPG, Gas, or Diesel Engine**
- ➔ **Hands Free High 60" High Dump Debris Hopper**
- ➔ **Available with **TGT**: The Industry's only onboard self-generating hot water scrubbing technology**

## NAUTILUS HD Industrial Scrubber Sweeper

### Optional Camera

Safety LCD back-up camera

### Operator Friendly

One touch operation

### Solution and Recovery Tanks

Industry leading solution  
and recovery tank capacity

### Stainless Steel

No tool change out squeegee

### Stainless Steel

Hydraulic lift hopper

### Independent Lift Arms

Allows for easy service and  
maintenance

### Easy Access Panels-

Easy engine serviceability

45" - 60"  
(Scrubbing path)

### Stainless Steel Scrubbing Deck


Offers extended longevity

60"  
(variable height)


60"  
(length)



**High Performance Industrial  
Cleaning Results**



**Versatile Outdoor Cleaning  
Applications**



**Clean and Safe Floors in a  
Single Pass**



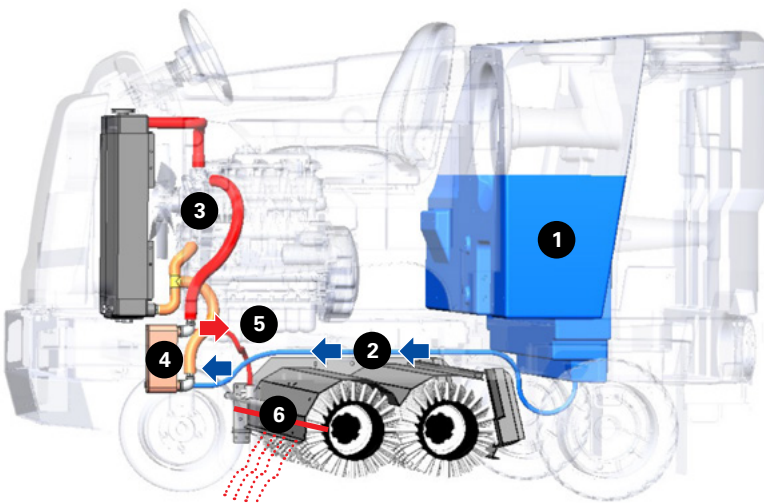
## Options and Additional Machine Benefits

- ▶ **Optional overhead guard with blue spotlight**
- ▶ **Convenient recovery tank step**
- ▶ **No tools change brushes with brush wear indicator**
- ▶ **Optional Suspension seat (standard seat includes arm rest)**
- ▶ **Marine grade components, easy-to-clean**
- ▶ **Simple serviceability, access to all components**



## Unlock the Power of Clean with Onboard Hot Water Generation: TGT

- ▶ **Clean "Chemical Free" on a variety of cleaning applications**
- ▶ **Enhances and excellerates overall cleaning results**
- ▶ **Compliments or contributes to green or sustainable cleaning practices**
- ▶ **No additional cost – the heat is generated from within the machine**



### How It Works: The Journey from Cold to Hot Water

- 1 Tap cold or ambient temp solution tank water
- 2 Directional flow of solution
- 3 Radiated heat is transferred to heat exchanger
- 4 Heat exchanger
- 5 Solution is heated 70+ degrees above initial temperature
- 6 Distribution of heated water across the main and side brushes

# NAUTILUS HD

The Nautilus HD offers reliable, cost-effective performance. The Fuel-efficient engine comes with optional gas/LP or diesel power options.



**83.5"**  
(height  
with over-head  
guard)

**60.5"**  
(height)

**95"**  
(length)

## INTEGRATED CLEANING SYSTEM

Cleaning Path	45 in / 1,143 mm
With Scrubbing Side Brush	60 in / 1,524 mm
With Sweeping Side Brush	62 in / 1,574.8 mm

## CYLINDRICAL MAIN BRUSHES

Brush Speed	425 rpm
Brush Down Pressure (up to)	400 lb/181.4 kg
Brush Diameter (2)	12 in/300 mm
Side Brush	200 rpm
Brush Speed	16 in / 406.4 mm
Scrubbing Brush Diameter	20 in / 508 mm
Sweeping Brush Diameter	

## TANKS

Solution Tank	90 gal / 340.6 L
Recovery Tank	90 gal / 340.6 L
Demisting Chamber	15 gal / 56.7 L

## DEBRIS HOPPER

Volume Capacity	3.89 cu ft./29 gallons
Dump Height (variable to)	60 in / 1,524 mm

## VACUUM FAN

Scrubbing Fan Speed	11,500 rpm
Scrubbing Fan Water Lift	35 in / 889 mm

## PROPELLING SYSTEM

Engine-Gasoline (1.5 L)	1.5 liter Kubota WG1605G
Gross Intermittent Power	57 hp / 3600 rpm
PowerBoss Governed Power	40.5 hp / 2400 rpm
Engine-LPG (1.5 L)	1.5 liter Kubota WG1605L
Gross Intermittent Power	55 hp / 3600 rpm
PowerBoss Governed Power	39.4 hp / 2400 rpm
Engine-Diesel (1.5 L)	1.5 liter Kubota V1505
Gross Intermittent Power	24.8 hp / 2300 rpm
PowerBoss Governed Power	24.8 hp / 2300 rpm
Gradeability	
Transport at Gross Weight	10 degrees / 17.45%
Working (cleaning)	8 degrees / 14%
Ground Clearance (transport)	3 in / 80 mm

## MACHINE SPECIFICATIONS

Length	95 in / 2,413 mm
Width	
Frame	55 in / 1,397 mm
Rear Squeegee	56 in / 1,422.4 mm
With Side Brush	65.5 in / 1,663.7 mm
Height	
Without Overhead Guard	60.5 in / 1,536.7 mm
With Overhead Guard	83.5 in / 2,120.9 mm
Weight (empty)	3250 lb / 1,474.1 kg
Weight (GVW)	4800 lb / 2,177.2 kg
Minimum Aisle Turn	107.7 in / 2735.58 mm

